螺栓式单相高性能系列CW3L2-S
Bolt connection Single-Phase High Performance Series



CE RoHS

特点和优点　Features and benefits

- 结构紧凑，安装快捷方便
  Compact size, fast and easy chassis mounting
- 有不同端接方式可供选择
  Various terminal connection styles
- 优越的传导衰减性能，实现脉动防护和射频干扰抑制
  Good conducted attenuation performance, surge pulse protection and radio frequency interference suppression is present

典型应用　Typical applications

- 电气和电子设备
  Electrical and electronic equipment
- 医疗和家用设备
  Medical and household equipment
- 自动化，数据通讯和电子数据处理设备
  Automation, datacom and electronic data processing equipment

技术参数　Technical specifications

额定电压 Maximum continuous operating voltage：	250VAC
工作频率 Operating frequency：	50/60Hz
额定电流 Rated currents：	6A – 20A @ 40℃ Max.
耐压试验(一分钟) High potential test voltage(1 min)：	Line to Line 1500VDC / Line to Ground 1500VAC
工作和储存环境温度 Operation and storage temperature range：	-25℃~+85℃ (25/085/21)

型号 Filter	额定电流 Rated current @40℃ [A]	泄露电流 ** Leakage rate ** 250VAC/50Hz [mA]	电容 Capacitance Cy [nF]	电阻 Resistance R [kΩ]	端接方式 Terminal connections	电路图 Electrical schematic [fig.]	外形尺寸 Dimensions [fig.]
CW3L2–3A–S	3	< 0.5	3.3	1000	S	2	F1
CW3L2–6A–S	6	< 0.5	3.3	1000	S	2	F1
CW3L2–10A–S	10	< 0.5	3.3	1000	S	2	F1
CW3L2–20A–S	20	< 0.5	3.3	1000	S	2	F1

* 后缀“S”代表螺栓式连接。
The suffix “S” represents bolt connection.

** 最大泄漏电流是在正常状态下测得，注意如果中线断开，最坏情况下泄露电流可能达到两倍以上。
Maximum leakage under normal operating conditions, note: if the neutral line is interrupted, worst case leakage could reach twice this level.

电路图　Electrical schematics

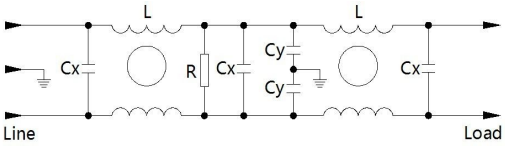

fig. 2

典型衰减特征　Typical filter attenuation

Per CISPR 17/50Ω system　[———— 共模 Common mode ;　-------- 差模 Differential mode]

CW3L2 – 3A – S

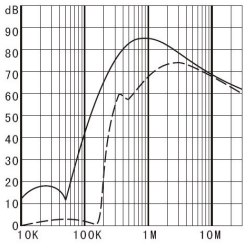

CW3L2 – 6A – S

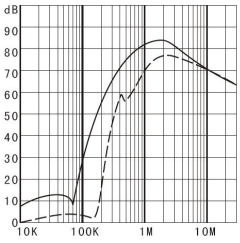

CW3L2 – 10A – S

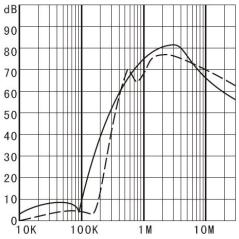

CW3L2 – 20A – S

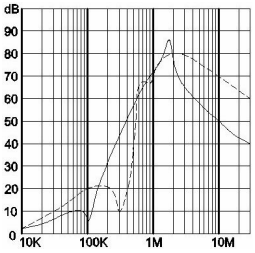

外形尺寸　Dimensions　[All dimensions in mm]

端接方式　Connections style　"S"

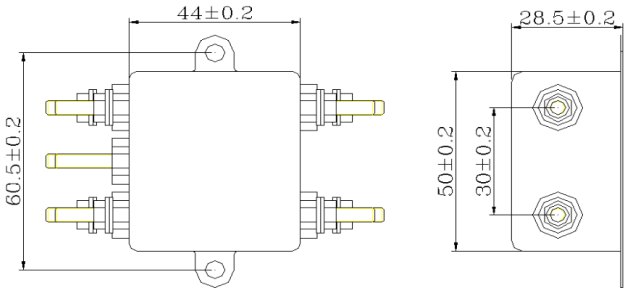

fig. F1