IEC插座式开关型通用系列CW2B-T(D2)
IEC-inlet with Fuses And Switch General Purpose Series



CE RoHS

特点和优点　Features and benefits

- IEC 插座式电源输入滤波器，带开关，保险丝模块化一体结构
  IEC-inlet power entry filter, integrated design of module with switch and fuses.
- 用于测量和小型电子仪表
  For measuring and mini-electronic instruments
- 良好的干扰抑制性能
  Good performance of interference suppression

典型应用　Typical applications

- 工业电子设备
  Industrial electronic equipment
- 医疗和商业设备
  Medical and commercial equipments
- 办公和电子测试设备
  Office and testing equipments

技术参数　Technical specifications

额定电压 Maximum continuous operating voltage：	250VAC
工作频率 Operating frequency：	50/60Hz
额定电流 Rated currents：	1A ~ 10A @ 40℃ Max.
耐压试验(一分钟) High potential test voltage(1 min)：	Line to Line 1500VDC / Line to Ground 1500VAC
工作和储存环境温度 Operation and storage temperature range：	-25℃~+85℃ (25/085/21)

型号 Filter	额定电流 Rated current @40℃ [A]	泄露电流 ** Leakage rate ** 250VAC/50Hz [mA]	电容 Capacitance Cy [nF]	电阻 Resistance R [kΩ]	端接方式 Terminal connections	电路图 Electrical schematic [fig.]	外形尺寸 Dimensions [fig.]
CW2B–1A–T(D2)	1	< 0.5	3.3		T	1	D2
CW2B–3A–T(D2)	3	< 0.5	3.3		T	1	D2
CW2B–6A–T(D2)	6	< 0.5	3.3		T	1	D2
CW2B–10A–T(D2)	10	< 0.5	3.3		T	1	D2
CW2B–1A–TL(D2)	1	< 0.5	3.3		T	1	D2
CW2B–3A–TL(D2)	3	< 0.5	3.3		T	1	D2
CW2B–6A–TL(D2)	6	< 0.5	3.3		T	1	D2
CW2B–10A–TL(D2)	10	< 0.5	3.3		T	1	D2

* 后缀“T”代表插片式快速连接。"L"代表红色指示灯开关显示。
The suffix“T” represents Insert connection."L" represents the red indicator light switch.

** 最大泄漏电流是在正常状态下测得，注意如果中线断开，最坏情况下泄露电流可能达到两倍以上。
Maximum leakage under normal operating conditions, note: if the neutral line is interrupted, worst case leakage could reach twice this level.

电路图　Electrical schematics

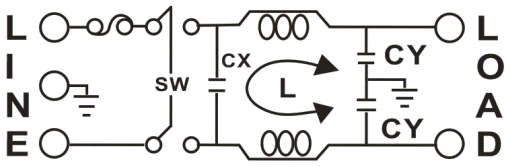

fig. 1

典型衰减特征　Typical filter attenuation

Per CISPR 17/50Ω system　[———— 共模 Common mode ;　-------- 差模 Differential mode]

CW2B–1A–T(D2)

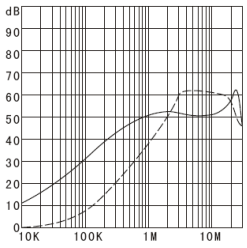

CW2B–3A–T(D2)

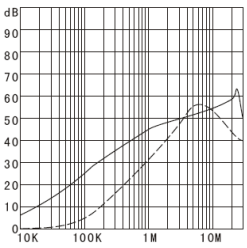

CW2B–6A–T(D2)

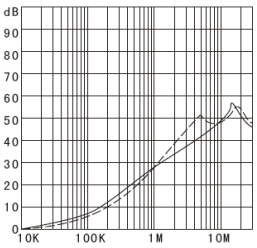

CW2B–10A–T(D2)

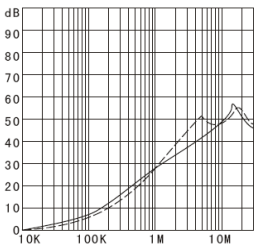

CW2B–1A–TL(D2)

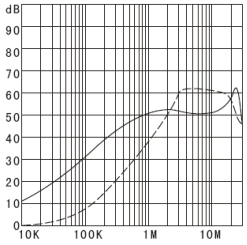

CW2B–3A–TL(D2)

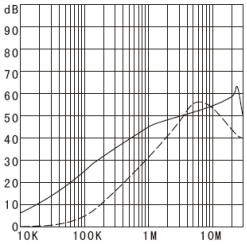

CW2B–6A–TL(D2)

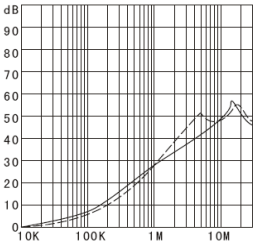

CW2B–10A–TL(D2)

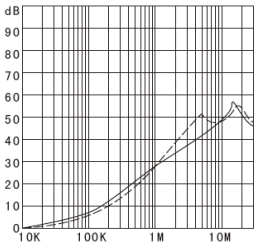

外形尺寸　Dimensions　[All dimensions in mm]

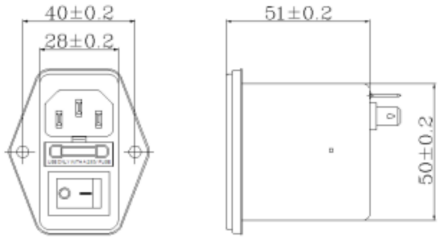

fig. D2